



arts for all

2005
ARTS EDUCATION
PERFORMANCE INDICATORS
REPORT

Overview

The mission of *Arts for All: Los Angeles County Regional Blueprint for Arts Education* is to establish sequential K–12 arts education in each of the 80 school districts in Los Angeles County and the Los Angeles County Office of Education (LACOE) classrooms. The Blueprint focuses on building an infrastructure to support district-wide education in dance, music, theatre and the visual arts. Progress is measured by five critical success factors. (To download a copy of *Arts for All*, please visit http://lacountyarts.org/blueprint_update04.pdf.)

The data provided in this report gives a County-wide picture of the status of arts education with regard to five critical success factors in 2005.

Critical Success Factors

The infrastructure to support a high quality, sequential K–12 arts education is measured by five critical success factors:

- **an arts education policy adopted by the school board**
- **an arts education plan adopted by the school board**
- **a district level arts coordinator**
- **an arts education budget of at least 5% of the district's total budget**
- **a student to credentialed arts teacher ratio no higher than 400:1.**

Numerous reports and studies have shown that these factors must be present for meaningful, sustainable arts education to take place. The most notable of these reports are *Arts in Focus: Los Angeles Countywide Arts Education Survey* (Los Angeles County Arts Commission, 2001) and *Gaining the Arts Advantage: Lessons from School Districts That Value Arts Education* (President's Committee on the Arts and Humanities and Arts Education Partnership, 1999).

School districts demonstrate their commitment to arts education by first and foremost creating a vision of what systemic, sequential arts education should include for their schools. Ideally, this vision results from the collaborative effort of community stakeholders, including district leadership, school board members, PTA leadership and community arts leaders. The stakeholder group

translates the vision into a district policy and a plan with achievable benchmarks. The school board's adoption of these critical indicators establishes the road map for the long-term implementation of the district's arts education program.

Once the plan is in place, the allocation of resources—staff and funding—becomes paramount. Arts coordinators act as the liaison between central office policies and individual schools, providing the necessary leadership to implement the board-adopted policy and district-wide plan. Providing a specific allocation of district dollars annually based upon the total budget is a strong indication of the value a district places on their arts education program. Teachers, trained to implement the arts curriculum, are also a critical element. For sequential arts education to succeed, an appropriate ratio of credentialed art teachers must be supported and maintained.

Support for Districts in Meeting Critical Success Factors

To help school districts develop an infrastructure to support arts education, five districts are invited each year to receive technical assistance through Arts for All. The purpose of the technical assistance, funded by the Arts for All Pooled Fund (see back cover), is to provide coaching to create and adopt an arts education policy and budgeted long-range plan for the implementation of district-wide,

standards-based arts education. The technical assistance services provided to districts is spearheaded by the California Alliance for Arts Education, a member of the Arts for All Executive Committee.

Upon successful adoption of the policy and plan, Arts for All Districts are eligible to receive matching monies from the Pooled Fund to support a key priority identified in the long-range plan. For the majority of Arts for All Districts, the arts coordinator position has been identified as the number one priority.

Arts for All Districts to date include:

2003–04—Culver City, Los Angeles County Office of Education, Norwalk-La Mirada, Pasadena, Rosemead, and Santa Monica-Malibu school districts.

2004–05—Beverly Hills, Burbank, Castaic, Compton, and Hacienda La Puente school districts.

2005–06—ABC+, Alhambra, Inglewood, Little Lake City, and Palos Verdes school districts

+ Serves the cities of Artesia, Cerritos, Hawaiian Gardens, as well as portions of Lakewood, Long Beach and Norwalk

These school districts have made a commitment to restore district-wide arts education and are moving toward meeting the five critical success factors that support the necessary infrastructure for arts education.

Current Status of a County-Wide Infrastructure for Arts Education

SURVEY METHODOLOGY

In July 2005, on behalf of the Arts for All Executive Committee, Americans for the Arts conducted a web-based survey of the superintendents of the 80 school districts in the County plus Los Angeles County Office of Education classrooms. (For the sake of brevity in the following discussion, the LACOE classrooms will be considered a district, for a total of 81.) During a four-week period, superintendents were asked to respond to the following seven questions:

1. Has your district adopted a policy on the provision of K-12 arts education (dance, music, theatre, and the visual arts)?
2. Has your district adopted a written plan for implementing arts education?
3. If yes, has implementation begun?
4. Does your district have an arts coordinator?
5. How many credentialed arts teachers in each discipline are currently teaching in your district?
6. How many students are currently enrolled in your district?
7. Approximately what percentage of the district's budget is allocated for arts education?

Of the 81 school districts, 60 responded and 21 declined to participate.

Unlike previous surveys of the districts, the 2005 AEPI included precise definitions of the five critical success factors. These definitions are provided below with the results for the factors. Having these definitions enables the districts to better understand how to respond accurately to the survey questions.

OVERALL FINDINGS

According to self-reported data collected from 60 of the County's 81 total districts (a 74 % response rate),

- 36% report having an arts education policy
- 35% report a board-adopted arts education plan or indicated that they are developing one
- 12% of districts report having an arts coordinator
- 15% report dedicating 5% of their general budget to arts education
- 10% report having a ratio of 400:1 of students to credentialed arts teachers

Two school districts—**Santa Monica-Malibu USD** and **Whittier Union High School District**—met four of the five critical success factors for arts education.

LAUSD, with a student-teacher ratio of 496:1, was just shy of achieving four of the five success factors. LAUSD is successfully implementing a 10-year plan for district-wide arts education adopted prior to the launch of the County's Arts for All initiative. With more than 700,000 of the 1.7 million students in public school in Los Angeles County, the school board's annual increase to the arts education budget, and the leadership provided

by the district's Arts Coordinator, LAUSD is a model for school districts throughout the County.

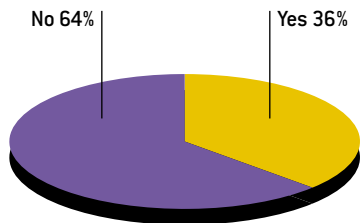
The technical assistance provided through the County's Arts for All Pooled Fund has strengthened the arts education infrastructure. Of the 11 districts receiving assistance in 2003–04 and 2004–05, eight—**Beverly Hills, Compton, Culver City, Los Angeles County Office of Education, Norwalk-La Mirada, Pasadena, Rosemead and Santa Monica-Malibu**—have adopted policies and plans within the last 16 months. Plans will go before the boards of the other three—**Burbank, Castaic and Hacienda La Puente**—this fall.

Critical Success Factors for Sequential K-12 Arts Education 2005

ARTS EDUCATION POLICY

Definition: A clearly identified course of action, infrastructure, and/or framework established by the school board and designed to guide present and future decisions regarding arts programming, facilities, instruction, curricula, and funding.

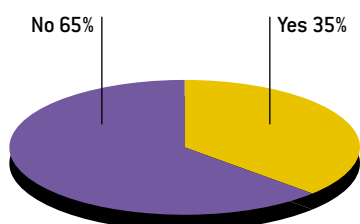
Has your district adopted a policy on the provision of K-12 arts education (dance, music, theatre, and the visual arts)?



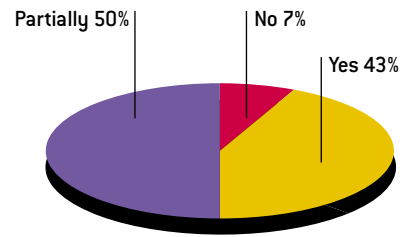
ARTS EDUCATION PLAN

Definition: A method—consisting of goals, objectives, strategies, budget implications, persons responsible, and time frame—designed to implement and fund arts education policies at the district level.

Has your district adopted a written plan for implementing arts education?



If yes, has implementation begun?*

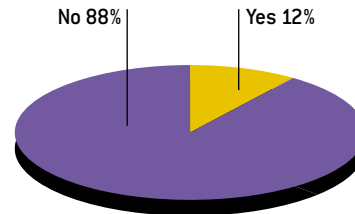


**Figures are based on answers from the 14 of the 21 districts with plans who responded to the question.*

ARTS EDUCATION COORDINATOR

Definition: Dedicated district level staff responsible for facilitating program implementation throughout a school system and maintaining an environment of support for arts education.

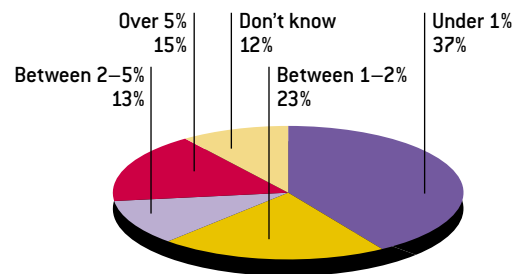
Does your district have an arts coordinator?



ARTS EDUCATION BUDGET

Definition: Includes general, categorical or block grant funds spent to support salaries, equipment, instructional materials, etc.

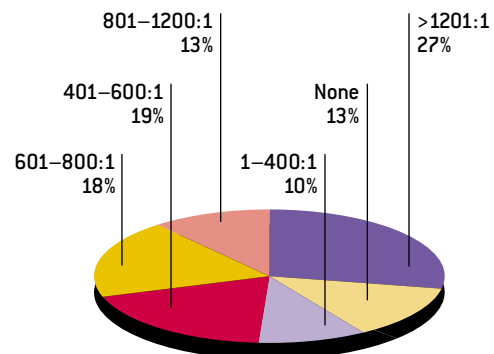
Portion of budget allocated to arts education



STUDENT-TEACHER RATIO

Definition: A student to art teacher ratio no higher than 400:1

Self-reported student-teacher ratios



District-by-District Results

SCHOOL DISTRICT	POLICY	PLAN	ARTS COORD	BUDGET	RATIO*
ABC USD	No	No	No	1-2%	977
Acton-Agua Dulce USD	DECLINED				
Alhambra USD	No	No	No	Over 5%	760
Antelope Valley Union HSD	DECLINED				
Arcadia USD	DECLINED				
Azusa USD	DECLINED				
Baldwin Park USD	No	No	No	1-2%	654
Bassett USD	DECLINED				
Bellflower USD	No	No	No	Under 1%	None
Beverly Hills USD	Yes	Yes	No	1-2%	260
Bonita USD	DECLINED				
Burbank USD	Yes	In Progress	No	1-2%	565
Castaic Union SD	Yes	In Progress	No	Under 1%	1,793
Centinela Valley Union HSD	DECLINED				
Charter Oak USD	No	No	No	1-2%	594
Claremont USD	No	No	No	Over 5%	733
Compton USD	Yes	Yes	No	Over 5%	10,408
Covina-Valley USD	DECLINED				
Culver City USD	Yes	Yes	Yes	Under 1%	756
Downey USD	Yes	No	No	Don't Know	938
Duarte USD	No	No	No	2-5%	773
East Whittier City SD	Yes	No	No	Don't Know	900
Eastside Union SD	No	In Progress	No	Under 1%	None
El Monte City SD	DECLINED				
El Monte Union HSD	No	No	No	2-5%	373
El Rancho USD	No	No	No	Under 1%	1,019
El Segundo USD	No	No	No	Don't Know	339
Garvey SD	No	No	No	Under 1%	2,152
Glendale USD	Yes	Yes	No	2-5%	520
Glendora USD	No	No	No	Under 1%	458
Gorman Joint SD	No	No	No	Under 1%	None
Hacienda La Puente USD	Yes	In Progress	No	1-2%	1,500
Hawthorne SD	Yes	Yes	No	Under 1%	1,949
Hermosa Beach City SD	DECLINED				
Hughes-Elizabeth Lakes Union SD	No	No	No	Under 1%	435
Inglewood USD	No	No	No	Over 5%	1,385
Keppel Union SD	No	No	No	Under 1%	3,150
La Canada USD	DECLINED				
Lancaster SD	No	Yes	No	1-2%	3,200
Las Virgenes USD	DECLINED				
Lawndale SD	No	In Progress	No	2-5%	750
Lennox SD	DECLINED				
Little Lake City SD	Yes	No	No	Over 5%	1,275
Long Beach USD	No	No	Yes	Over 5%	539
Los Angeles County Office of Education	Yes	Yes	Yes	1-2%	2,022
Los Angeles USD	Yes	Yes	Yes	2-5%	496
Los Nietos SD	No	No	No	Under 1%	None
Lowell Joint SD	No	No	No	Under 1%	1,117
Lynwood USD	No	No	No	Under 1%	1,682
Manhattan Beach USD	No	No	No	1-2%	627
Monrovia USD	No	No	No	1-2%	555
Montebello USD	Yes	Yes	No	Over 5%	971
Mountain View SD	No	No	No	2-5%	48
Newhall SD	No	No	No	Under 1%	None
Norwalk-La Mirada USD	Yes	Yes	No	Under 1%	2,556
Palmdale SD	No	No	No	Don't Know	2,444
Palos Verdes Peninsula USD	No	No	Yes	1-2%	421
Paramount USD	DECLINED				
Pasadena USD	Yes	Yes	No	Don't Know	None
Pomona USD	Yes	Yes	Yes	Under 1%	None
Redondo Beach USD	DECLINED				
Rosemead SD	Yes	In Progress	No	Under 1%	1,083
Rowland USD	No	No	No	1-2%	1,437
San Gabriel USD	DECLINED				
San Marino USD	DECLINED				
Santa Monica Malibu USD	Yes	Yes	Yes	2-5%	326
Saugus Union SD	No	No	No	Under 1%	None
South Pasadena USD	DECLINED				
South Whittier SD	Yes	No	No	Over 5%	724
Sulphur Springs Union SD	DECLINED				
Temple City USD	No	No	No	Don't Know	467
Torrance USD	No	No	No	1-2%	632
Valle Lindo SD	DECLINED				
Walnut Valley USD	DECLINED				
West Covina USD	No	No	No	Don't Know	667
Westside Union SD	No	No	No	Under 1%	1,605
Whittier City SD	Yes	Yes	No	Under 1%	817
Whittier Union HSD	Yes	Yes	No	Over 5%	323
William S. Hart Union HSD	No	No	No	2-5%	444
Wilsona SD	No	No	No	1-2%	2,021
Wiseburn SD	No	No	No	Under 1%	700

*Ratio = number of students per credentialed arts teacher;
 400:1 student to teacher ratio or lower meets the critical success factor.
 Districts highlighted in bold and purple are Arts for All districts.

2005 Arts Education Performance Indicators (AEPI) Report was funded by



Americans for the Arts conducted the survey and compiled the results for the 2005 AEPI Report.



The AEPI survey was distributed electronically to each of the 81 school districts by the Los Angeles County Office of Education.



ARTS FOR ALL POOLED FUND

The contributors to the Arts for All Pooled Fund include the Entertainment Industry Foundation, Sony Pictures Entertainment, Creative Artists Agency, Warner Bros. Entertainment, JPMorgan Chase Foundation, The James Irvine Foundation, Getty Foundation, Jewish Community Foundation and Thelma Pearl Howard Foundation.

The Dana Foundation, Los Angeles County Arts Commission, Target Corporation and Herb Alpert Foundation are also members of the Pooled Fund for support of specific Blueprint initiatives.



The Arts for All Executive Committee would like to thank each of the Los Angeles County school districts that completed the AEPI survey.

ARTS FOR ALL EXECUTIVE COMMITTEE

Carlos Barrón

Immediate Past President

Los Angeles County Arts Commission

Janice Pober

Senior Vice President, Corporate Affairs

Sony Pictures Entertainment

Dr. Darline P. Robles

Superintendent

Los Angeles County Schools

Vicky Santana

Legislative Deputy

Supervisor Gloria Molina

Laurie Schell

Executive Director

California Alliance for Arts Education

Dr. Carl Selkin

Dean, College of Arts and Letters

California State University, Los Angeles

Mark Slavkin

Vice President of Education

Music Center

Gail Tierney

Senior Deputy

Supervisor Don Knabe

Laura Zucker

Executive Director

Los Angeles County Arts Commission

ARTS FOR ALL STAFF

Ayanna Hudson Higgins

Arts Education Director

Los Angeles County Arts Commission

Sofia Klatzker

Arts Education Coordinator

Los Angeles County Arts Commission



For copies of the AEPI report or additional information contact:
Los Angeles County Arts Commission
374 Hall of Administration
500 West Temple St.
Los Angeles, CA 90012
Tel: (213) 974-1343

This report can be downloaded at www.lacountyarts.org