



arts for all

2008
ARTS EDUCATION
PERFORMANCE
INDICATORS
(AEPI)
REPORT



ARTS FOR ALL MISSION

To bring about systemic change in the 81 school districts of Los Angeles County in order to implement comprehensive, sequential K-12 arts education for every public school student in the County, adopting curricula in alignment with the State Board of Education-approved Visual and Performing Arts (VAPA) Framework and Standards. Such systemic change will require the mobilization of diverse stakeholders, including policy makers, implementers and recipients of arts education.

Arts Education in L.A. County: significant improvement for the first time in more than a generation

The 2008 Arts Education Performance Indicators (AEPI) report marks a milestone in arts education in Los Angeles County. Since the last AEPI report in 2005, significant progress has been made toward building infrastructure to support sequential K-12 arts education in the 81 school districts in the County. This is the first such improvement since 1978 when the passage of Proposition 13 reduced property taxes and districts lost local funding setting off a steady decline of arts education in California schools.

The data provided in this report gives a County-wide picture of the status of arts education infrastructure in 2008. It shows remarkable forward movement not only in *Arts for All* school districts but across the County, including Los Angeles Unified School District which has been implementing an arts education initiative that predates *Arts for All* by three years.

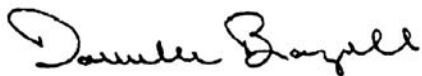
Arts for All, adopted by the Los Angeles County Board of Supervisors in 2002, has focused in its first six years on building an infrastructure to support school district-wide education in dance, music, theatre and the visual arts. Since 2003, 34 school districts have committed to realizing *Arts for All's* five critical success factors of a sound infrastructure: a board-adopted arts education policy and plan, an arts education budget of 5% or more of the total budget, a district level arts coordinator and a student to credentialed arts teacher ratio of no more than 400:1.

The initiative had its origins in a task force of senior arts leaders deeply concerned about arts education who commissioned the *Arts in Focus* survey. Conducted in 2000, the study revealed the lack of an infrastructure to support a systemic approach to teaching the arts and wide variations in the degree to which arts were included in the educational experience. This bleak picture clearly showed serious erosion of arts in the County schools after more than a generation of neglect.

In response to these findings, an advisory group was formed and eight community consultations were held with 150 stakeholders representing government, schools, the arts, business, parents and students. *Arts for All: Los Angeles County Regional Blueprint for Arts Education*, a series of goals and strategies to implement comprehensive, sequential K-12 arts education for every public school student in the County, was informed by these consultations. (To download a copy of the blueprint visit www.lacountyarts.org and click on “Arts for All Plan” under “Arts Education” on the homepage.)

Thanks to the dedicated leadership of local school boards and superintendents and the historic state funding for arts education beginning in 2006-07, the County is at a critical juncture in bringing back the arts to its schools on a truly systemic basis. In community after community, educators have demonstrated a commitment to restoring arts education in their school districts, recognizing the vital importance of the arts in preparing students for the region's creative economy. In the face of impending enormous state budget cuts, it is critical that local education leaders stay the course and preserve the foundation that has been built to support quality arts education. To do otherwise would be to deprive another generation of students of the well-rounded education essential for the creative economy of the future.

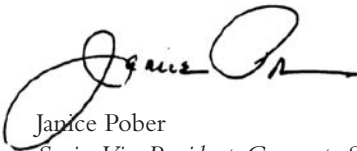
“In the face of impending enormous state budget cuts, it is critical that local education leaders stay the course and preserve the foundation that has been built to support quality arts education. To do otherwise would be to deprive another generation of students of the well-rounded education essential for the creative economy of the future.”



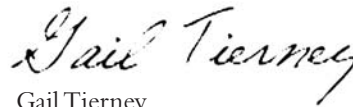
Danielle Brazell
*Executive Director,
Arts for LA*



Mark Slavkin
*Vice President of Education,
Music Center*



Janice Pober
*Senior Vice President, Corporate Social Responsibility,
Sony Pictures Entertainment*



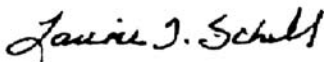
Gail Tierney
*Senior Deputy to Supervisor
Don Knabe, Chairman of the Board*



Dr. Darline P. Robles
*Superintendent,
Los Angeles County Office of Education*



Hope Warschaw
*Commissioner,
Los Angeles County Arts Commission*



Laurie Schell
*Executive Director,
California Alliance for Arts Education*



Laura Zucker
*Executive Director,
Los Angeles County Arts Commission*

Current status of County-wide infrastructure for arts education

In July 2008, on behalf of the *Arts for All* Executive Committee, Americans for the Arts, the nation's leading nonprofit organization for advancing the arts in America, conducted a web-based survey of the assistant superintendents, directors of curriculum, and/or school district arts coordinators in Los Angeles County school districts. Of the 81 school districts, 72 or 89% responded, an increase of 15% from the 2005 AEPI survey. Analysis of this self-reported data indicates the following developments in the five critical success factors for arts education infrastructure since the last AEPI report:

	2005	2008
1 Board-adopted arts education policy	37%	64%
2 Board-adopted arts education plan	35%	61%
3 District level arts coordinator	12%	39%
4 5% or more of general budget for arts education	15%	3%
5 Ratio of 400:1 students to credentialed arts teachers	10%	16%

The overall trend towards increasing and building a strong infrastructure for arts education in local school districts is clear. In fact, currently six school districts possess four of the five key indicators of a sound arts education infrastructure. The school districts are **Beverly Hills, Burbank, Los Angeles, Palos Verdes Peninsula, Santa Monica Malibu** and **Whittier Union**.

The 5% budget indicator appears to have declined since 2005, but this difference is due to a change in the self-reported information. In 2008, unlike 2005, respondents were provided with detailed definitions and clarifying questions relative to the budget so the 2008 data is linked to more specifics on funding allocations. The 2008 AEPI survey questions produced strong evidence of commitment to arts education by school district administrations: 98% report using general fund dollars for arts education, indicating that funding is not solely dependent on external sources. See page 6 of this report for more information about budgets.



Teaching artist Sam Robinson works with a student to write dialogue during a Music Center program that is part of *Arts for All's* LAArtsEd.org Arts Education Program Directory. Photo: Rosylyn Rhee, Music Center

1 ARTS EDUCATION POLICY

Has your school district adopted a policy on the provision of K-12 arts education (dance, music, theatre, and the visual arts)?



2 ARTS EDUCATION PLAN

Has your school district adopted a written plan for implementing arts education?



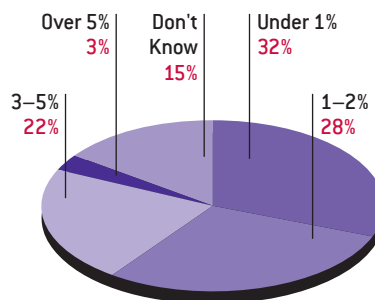
3 ARTS EDUCATION COORDINATOR

Does your school district have an arts coordinator?



4 ARTS EDUCATION BUDGET

Approximately what percentage of your school district's general budget is allocated for arts education?



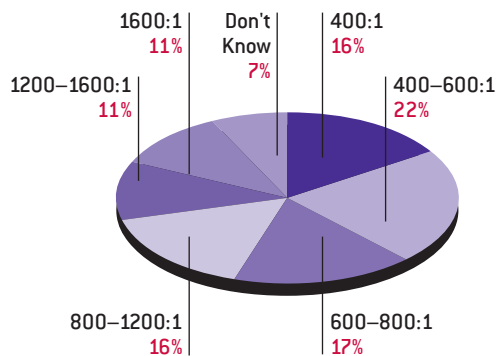
5 STUDENT-TEACHER RATIO

The student to credentialed arts teacher ratio was computed from the answers to the following questions:

How many credentialed arts teachers in each discipline are currently teaching in your school district (by discipline)?

and

How many students are currently enrolled in your district?



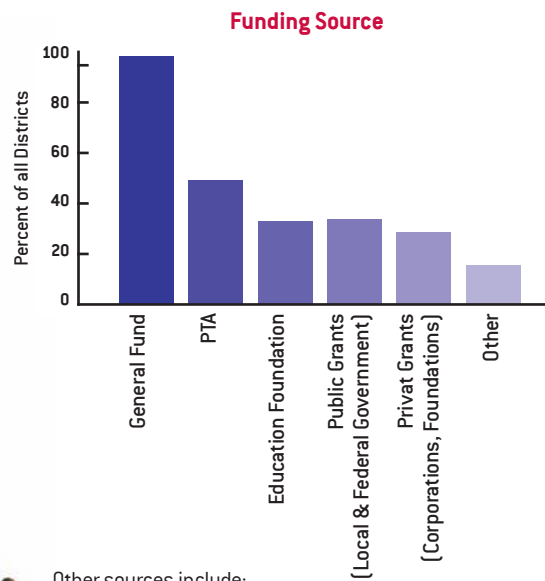
New data about arts education budgets

The 2008 AEPI survey expanded the number of questions to cover areas not investigated in previous reports. For the first time, school districts submitted data to show the various sources that make up an arts education budget, defined where funding decisions occur and reported how the 2007-08 Arts and Music Block Grant* money from the State of California was allocated.

In Los Angeles County, while only 3% report dedicating at least 5% of their general budget to arts education, **98% of school districts with arts education budgets report general fund dollars as a source of funding.** This finding indicates that funding is not solely dependent on external sources and provides evidence of a commitment by district administrations to arts education.



Student participating in an Education Through Music-LA program, part of Arts for All's LAArtsEd.org Arts Education Program Directory.



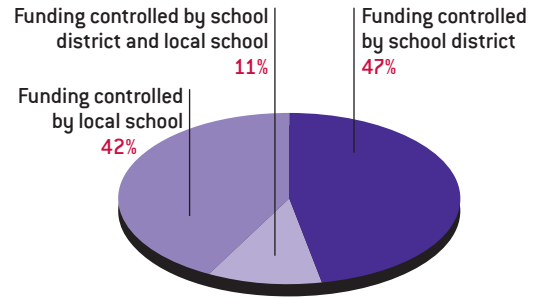
Other sources include:

- Booster Club fundraising
- Facilities Bond
- State textbook funds when it is an adoption year
- Program/Site-based fund raisers (i.e., car washes, bake sales, catalog sales)

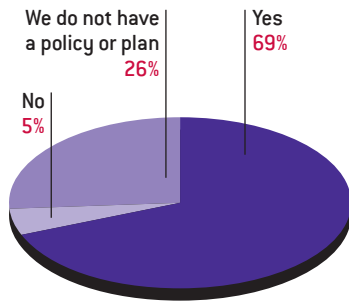
* The historic Arts and Music Block Grant for arts education in the State of California is being tracked through two different statewide reports. First, in 2006, reporting was included in the grant requirement for receipt of the second payment, and districts were asked to submit spending reports directly to the California Department of Education in February 2007. Those findings were to be sent to the governor by the end of 2008 and made accessible for comparison with local trends. As this AEPI report went to press, these findings had not been made available. Independent research institute SRI International also conducted a survey of a representative sample of districts from across the state focusing on the block grant spending, and that state report should be released in winter 2008-09.

In 53% of the responding school districts, funding decisions are made at the school level (42%) or are controlled equally by the school district and the school site (11%). 47% make funding decisions at the district level. The fact that **individual schools have decision-making power on how funds are spent in more than half the districts** will be taken into consideration by *Arts for All* as the initiative continues its work with school districts.

School District-wide and School Site Spending Decisions for Arts Education

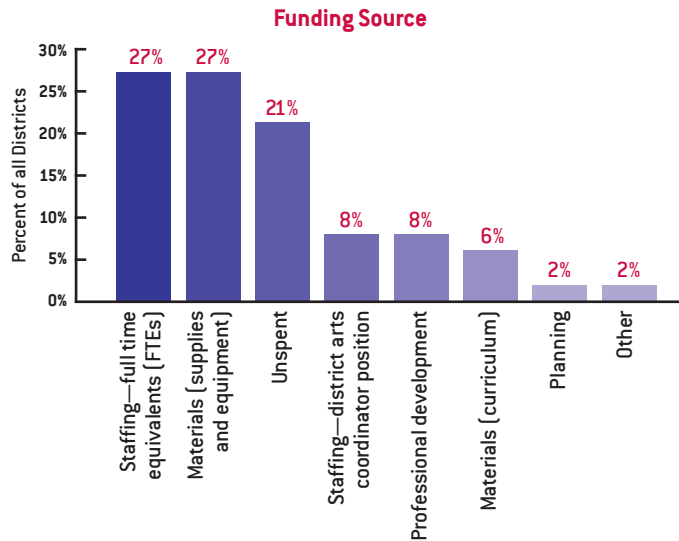


Implemented the Arts Education Policy and/or Plan Using the Block Grant Money



\$28.4 million from the State of California Arts and Music Block Grant was distributed to LA County school districts in 2007-08. Of the respondents, **69% of districts with policies and/or plans used the state money strategically to implement their policies and/or plans**, and only 5% of these school districts chose to spend the money elsewhere.

The majority of the grant money went toward staffing (27%) and materials (27%).



The state money was clearly instrumental in moving arts education forward in the school districts.

* The funds indicated as unspent when the AEPI survey was taken in July 2008 may have been allocated subsequently. There is no time restriction on the spending of Block Grant money.

How the *Arts for All* model works to build infrastructure

The AEPI report uses five critical success factors—**policy, plan, budget of 5% or more, school district level arts coordinator and at least 400:1 student-arts teacher ratio**—to measure the strength of an infrastructure because numerous reports and studies have shown that these factors must be present for meaningful, sustainable arts education to take place.*

To help school districts develop this infrastructure to support arts education, school districts from around the County are invited each year to receive technical assistance through *Arts for All*. Community Arts Teams are formed in the school districts and coaching is provided to create, adopt and implement a policy and budgeted long-range plan. The technical assistance is spearheaded by the California Alliance for Arts Education, a leadership member of the *Arts for All* Executive Committee.


In response to the historic Arts and Music Block Grant from the State of California—\$27.6 million to L.A. County school districts and charter schools for the 2006–07 and \$28.4 million in both 2007–08 and 2008–09—*Arts for All* recast its technical assistance model in the winter of 2006–07. School districts that were not current participants in *Arts for All* were offered a choice of technical assistance options with corresponding subsidized costs, based on the level of service and the size of the school district. (To learn more, please download the *Arts for All 6th Year Review*: go to www.lacountyarts.org and click on “6th Year Review” under “Arts Education” on the homepage.)

During the planning process, *Arts for All* school districts identify key priorities in their long-range plans. For the majority of school districts, the arts coordinator position has been the top priority identified in the planning process, and, as of 2008, 20 *Arts for All* school districts have hired arts coordinators—up 500% since 2005.

Arts for All school districts to date include:

- 2003–04 Culver City, Los Angeles County Office of Education, Norwalk-La Mirada, Pasadena, Rosemead and Santa Monica-Malibu
- 2004–05 Beverly Hills, Burbank, Castaic, Compton and Hacienda La Puente
- 2005–06 ABC**, Alhambra, Little Lake City and Palos Verdes Peninsula
- 2006–07 Inglewood, Mountain View, Paramount and Wiseburn
- 2007–08 Bassett, East Whittier City, Lancaster, Montebello, Palmdale, Pomona, Redondo Beach, Saugus Union and South Pasadena
- 2008–09 Glendale, Lawndale, Lynwood, Manhattan Beach, San Marino and Temple City

These school districts are moving toward meeting the five critical success factors that support the necessary infrastructure for arts education.



As school districts work toward and achieve the five critical success factors, commitment to what the arts can contribute to the educational process deepens.

* The most notable of these reports are *Arts in Focus: Los Angeles Countywide Arts Education Survey* (Los Angeles County Arts Commission, 2001) and *Gaining the Arts Advantage: Lessons from School Districts That Value Arts Education* (President’s Committee on the Arts and Humanities and Arts Education Partnership, 1999).

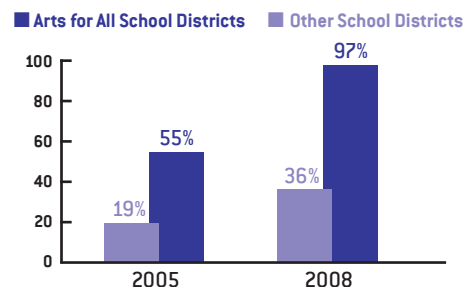
** serves the cities of Artesia, Cerritos, Hawaiian Gardens, as well as portions of Lakewood, Long Beach and Norwalk.

Arts for All school districts consistently commit to arts education infrastructure

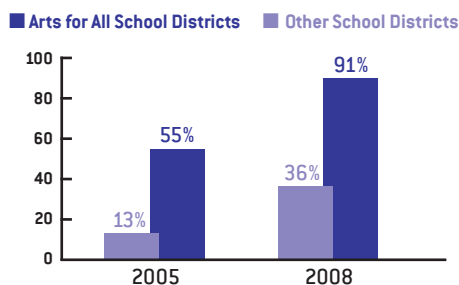
Comparing the self-reported data from the 2005 and 2008 AEPI reports, the data shows that **school districts receiving technical assistance through Arts for All are significantly more likely to adopt arts policies and plans, and hire arts coordinators.**

Over three years, the percentage of *Arts for All* school districts with adopted arts policies grew 2.5 times faster than other districts in the region. From 2005 to 2008, the number of *Arts for All* school districts with policies increased by 42% compared to 17% for other school districts.

2005–2008 Arts Education Policies



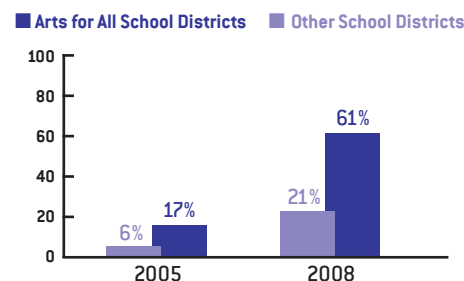
2005–2008 Arts Education Plans



Over three years, *Arts for All* school districts adopted arts plans 1.6 times faster than other districts. From 2005 to 2008, the number of *Arts for All* school districts with plans increased by 36% compared to 23% for other school districts.

Most striking, is the impact of *Arts for All's* technical assistance on the hiring of arts coordinators. From 2005 to 2008, the number of *Arts for All* school districts with arts coordinators increased by 44%, nearly three times as much as other districts which increased by 15%.

2005–2008 Arts Education Coordinators



The lesson of *Arts for All*

The importance of laying a firm foundation for sequential arts education cannot be overemphasized. As school districts work toward and achieve the five critical success factors, commitment to what the arts can contribute to the educational process deepens. Crafting and approving a policy creates consensus on a vision. Developing and passing a plan requires buy-in at the highest level of leadership and produces a road map to achieve goals. Including arts education in the general budget reflects the value the school district places on the arts. The arts coordinator provides pivotal leadership to drive implementation. The student to arts teacher ratio is a measure of quality classroom instruction. All combined, arts education becomes fully integrated into the school day rather than an add-on. A clearly articulated, firmly rooted arts education presence in a school district can survive challenging times, from changes in leadership to district-wide budget reductions.

The County-wide picture: district-by-district results

The following grid shows the 2005 and 2008 responses of L.A. County school districts regarding the five critical success factors of an arts education infrastructure. For more information about these critical success factors, see the top of page 8.

School districts highlighted in yellow are *Arts for All* school districts.

School districts marked ** joined *Arts for All* in the fall of 2008, after the AEPI survey was conducted.

USD= Unified School District; ESD= Elementary School District; HSD = High School District

SCHOOL DISTRICT	POLICY		PLAN		ARTS COORDINATOR		BUDGET		TEACHER RATIO	
	2005	2008	2005	2008	2005	2008	2005	2008	2005	2008
ABC USD	No	Yes	No	Yes	No	Yes	1-2%	Under 1%	977	618
Acton Agua Dulce USD	Declined	No	Declined	No	Declined	No	Declined	Don't know	Declined	462
Alhambra USD	No	Yes	No	Yes	No	Yes	Over 5%	1-2%	760	783
Antelope Valley Union HSD	Declined	No	Declined	No	Declined	No	Declined	Don't know	Declined	None
Arcadia USD	Declined	Yes	Declined	Yes	Declined	No	Declined	Don't know	Declined	476
Azusa USD	Declined	No	Declined	No	Declined	No	Declined	Under 1%	Declined	586
Baldwin Park USD	No	Declined	No	Declined	No	Declined	1-2%	Declined	654	Declined
Bassett USD	Declined	Yes	Declined	Yes	Declined	No	Declined	1-2%	Declined	875
Bellflower USD	No	Declined	No	Declined	No	Declined	Under 1%	Declined	Don't know	Declined
Beverly Hills USD	Yes	Yes	Yes	Yes	No	Yes	1-2%	3-5%	260	226
Bonita USD	Declined	No	Declined	No	Declined	Yes	Declined	3-5%	Declined	505
Burbank USD	Yes	Yes	In Progress	Yes	No	Yes	1-2%	1-2%	565	382
Castaic Union ESD	Yes	Yes	In Progress	Yes	No	Yes	Under 1%	1-2%	1793	839
Centinela Valley Union HSD	Declined	Declined	Declined	Declined	Declined	Declined	Declined	Declined	Declined	Declined
Charter Oak USD	No	Declined	No	Declined	No	Declined	1-2%	Declined	594	Declined
Claremont USD	No	Yes	No	Yes	No	Yes	Over 5%	3-5%	733	690
Compton USD	Yes	Yes	Yes	Yes	No	Yes	Over 5%	Under 1%	10408	1933
Covina-Valley USD	Declined	Yes	Declined	Yes	Declined	Yes	Declined	3-5%	Declined	862
Culver City USD	Yes	Yes	Yes	Yes	Yes	Yes	Under 1%	Under 1%	756	548
Downey USD	Yes	No	No	No	No	No	Don't know	1-2%	938	520
Duarte USD	No	No	No	No	No	No	2-5%	3-5%	773	478
East Whittier City ESD	Yes	Yes	No	Yes	No	Yes	Don't know	Under 1%	900	1113
Eastside Union ESD	No	No	In Progress	No	No	No	Under 1%	Under 1%	Don't know	3300
El Monte City ESD	Declined	No	Declined	No	Declined	No	Declined	Under 1%	Declined	1286
El Monte Union HSD	No	No	No	No	No	No	2-5%	3-5%	373	434
El Rancho USD	No	No	No	No	No	No	Under 1%	Under 1%	1019	1353
El Segundo USD	No	No	No	No	No	No	Don't know	3-5%	339	367
Garvey ESD	No	Yes	No	Yes	No	Yes	Under 1%	1-2%	2152	1180
Glendale USD **	Yes	Yes	Yes	No	No	Yes	2-5%	3-5%	520	537
Glendora USD	No	Yes	No	Yes	No	No	Under 1%	1-2%	458	428
Gorman ESD	No	Yes	No	No	No	No	Under 1%	Under 1%	Don't know	None
Hacienda la Puente USD	Yes	Yes	In Progress	Yes	No	Yes	1-2%	3-5%	1500	741
Hawthorne SD	Yes	Yes	Yes	No	No	No	Under 1%	Under 1%	1949	2282
Hermosa Beach City ESD	Declined	Declined	Declined	Declined	Declined	Declined	Declined	Declined	Declined	Declined
Hughes-Elizabeth Lakes Union ESD	No	Yes	No	Yes	No	No	Under 1%	Under 1%	435	None
Inglewood USD	No	Yes	No	Yes	No	No	Over 5%	Don't know	1385	1092
Keppel Union ESD	No	No	No	No	No	No	Under 1%	Don't know	3150	3000

SCHOOL DISTRICT	POLICY		PLAN		ARTS COORDINATOR		BUDGET		TEACHER RATIO	
	2005	2008	2005	2008	2005	2008	2005	2008	2005	2008
La Canada USD	Declined	Declined	Declined	Declined	Declined	Declined	Declined	Declined	Declined	Declined
Lancaster ESD	No	Yes	Yes	Yes	No	No	1-2%	Under 1%	3200	702
Las Virgenes USD	Declined	No	Declined	Yes	Declined	No	Declined	1-2%	Declined	857
Lawndale ESD **	No	Yes	In Progress	In Progress	No	No	2-5%	1-2%	750	1406
Lennox ESD	Declined	Declined	Declined	Declined	Declined	Declined	Declined	Declined	Declined	Declined
Little Lake City ESD	Yes	Yes	No	Yes	No	No	Over 5%	1-2%	1275	1275
Long Beach USD	No	No	No	No	Yes	Yes	Over 5%	3-5%	539	700
Los Angeles County Office of Education	Yes	Yes	Yes	Yes	Yes	Yes	1-2%	Don't know	2022	500
Los Angeles USD	Yes	Yes	Yes	Yes	Yes	Yes	2-5%	3-5%	496	368
Los Nietos SD	No	Declined	No	Declined	No	Declined	Under 1%	Declined	Don't know	Declined
Lowell Joint SD	No	No	No	No	No	No	Under 1%	Don't know	1117	1550
Lynwood USD **	No	Declined	No	Declined	No	Declined	Under 1%	Declined	1682	Declined
Manhattan Beach USD **	No	Yes	No	Yes	No	No	1-2%	Don't know	627	376
Monrovia USD	No	No	No	Yes	No	Yes	1-2%	Over 5%	555	540
Montebello USD	Yes	Yes	Yes	Yes	No	Yes	Over 5%	1-2%	971	1000
Mountain View ESD	No	Yes	No	Yes	No	No	2-5%	1-2%	48	1201
Newhall ESD	No	No	No	Yes	No	No	Under 1%	1-2%	Don't know	1170
Norwalk-La Mirada USD	Yes	Yes	Yes	Yes	No	Yes	Under 1%	Under 1%	2556	1313
Palmdale ESD	No	Yes	No	Yes	No	No	Don't know	Under 1%	2444	2564
Palos Verdes Peninsula USD	No	Yes	No	Yes	Yes	Yes	1-2%	1-2%	421	373
Paramount USD	Declined	Yes	Declined	Yes	Declined	Yes	Declined	1-2%	Declined	1231
Pasadena USD	Yes	Yes	Yes	Yes	No	Yes	Don't know	1-2%	Don't know	588
Pomona USD	Yes	Yes	Yes	Yes	Yes	Yes	Under 1%	Don't know	Don't know	795
Redondo Beach USD	Declined	Yes	Declined	Yes	Declined	No	Declined	Don't know	Declined	612
Rosemead ESD	Yes	Yes	In Progress	Yes	No	Yes	Under 1%	Under 1%	1083	1040
Rowland USD	No	No	No	No	No	No	1-2%	Don't know	1437	654
San Gabriel USD	Declined	No	Declined	No	Declined	No	Declined	Don't know	Declined	611
San Marino USD **	Declined	Yes	Declined	Yes	Declined	No	Declined	3-5%	Declined	400
Santa Monica-Malibu USD	Yes	Yes	Yes	Yes	Yes	Yes	2-5%	3-5%	326	297
Saugus Union ESD	No	Yes	No	Yes	No	No	Under 1%	Under 1%	Don't know	None
South Pasadena USD	Declined	Yes	Declined	No	Declined	No	Declined	1-2%	Declined	479
South Whittier ESD	Yes	No	No	No	No	No	Over 5%	Don't know	724	1700
Sulphur Springs Union ESD	Declined	Yes	Declined	No	Declined	No	Declined	Under 1%	Declined	5879
Temple City USD **	No	No	No	No	No	No	Don't know	Under 1%	467	None
Torrance USD	No	No	No	No	No	No	1-2%	1-2%	632	521
Valle Lindo ESD	Declined	Yes	Declined	Yes	Declined	No	Declined	Under 1%	Declined	1170
Walnut Valley USD	Declined	No	Declined	No	Declined	No	Declined	3-5%	Declined	339
West Covina USD	No	Yes	No	Yes	No	Yes	Don't know	Under 1%	667	680
Westside Union ESD	No	No	No	No	No	No	Under 1%	1-2%	1605	1498
Whittier City ESD	Yes	Yes	Yes	Yes	No	No	Under 1%	Under 1%	817	1655
Whittier Union HSD	Yes	Yes	Yes	Yes	No	No	Over 5%	Over 5%	323	267
William S. Hart Union HSD	No	No	No	No	No	No	2-5%	3-5%	444	297
Wilsona ESD	No	No	No	No	No	No	1-2%	Declined	2021	1453
Wiseburn ESD	No	Yes	No	Yes	No	Yes	Under 1%	1-2%	700	733

The Arts Education Performance Indicators (AEPI) Report is published by the *Arts for All* Executive Committee which guides implementation of the initiative.

The Executive Committee would like to thank the L.A. County Office of Education for distributing the survey electronically to the County's 81 school districts, as well as each of the school districts that completed the survey.

ARTS FOR ALL EXECUTIVE COMMITTEE

Danielle Brazell,
Executive Director, Arts for LA

Janice Pober,
*Senior Vice President, Corporate Social Responsibility,
Sony Pictures Entertainment*

Dr. Darline P. Robles,
Superintendent, Los Angeles County Office of Education

Laurie Schell,
Executive Director, California Alliance for Arts Education

Mark Slavkin,
Vice President of Education, Music Center

Gail Tierney,
*Senior Deputy to Supervisor Don Knabe, Chairman
of the Board*

Hope Warschaw,
Commissioner, Los Angeles County Arts Commission

Laura Zucker,
Executive Director, Los Angeles County Arts Commission



Americans for the Arts conducted the survey and compiled the results for the 2008 AEPI Report.

The *Arts for All* Pooled Fund, which raises money for the initiative from public and private sources, supports the creation of district arts education infrastructure and centralized administration of the initiative.

ARTS FOR ALL POOLED FUND

Pooled Fund members for 2008 include Boeing, The Angell Foundation, The Rosalinde and Arthur Gilbert Foundation, The Getty Foundation, Sony Pictures Entertainment, The Target Corporation, and Warner Bros. Entertainment. The Wallace Foundation, The Dana Foundation, Los Angeles County Arts Commission, National Endowment for the Arts and the Herb Alpert Foundation are also members of the Pooled Fund for support of specific Blueprint initiatives.

Previous members include Creative Artists Agency, Entertainment Industry Foundation, The Jewish Community Foundation, JPMorgan Chase Foundation, The James Irvine Foundation, and The Thelma Pearl Howard Foundation.

ARTS FOR ALL STAFF

At the Los Angeles County Arts Commission

Ayanna Hudson Higgins,
Director of Arts Education

Sofia Klatzker,
Policy and Planning Manager

Kimberleigh Aarn,
Arts Education Planning and Implementation Manager

Megan Kirkpatrick,
*Arts Education Professional Development
and Resources Manager*

Elisha Wilson-Beach,
Arts Education Assistant

At the Los Angeles County Office of Education

Geraldine Walkup,
Visual and Performing Arts Consultant

For copies of the AEPI report or additional information contact:
Los Angeles County Arts Commission
1055 Wilshire Blvd, Suite 800
Los Angeles, CA 90017
Tel: (213) 202-5858
artsforall@arts.lacounty.gov

To download this report visit www.lacountyarts.org and click on "2008 AEPI" under "Arts Education" on the homepage.

Teaching Artist Robert Gilliam is an arts provider who is part of *Arts for All's* LAArtsEd.org Arts Education Program Directory.

FRONT COVER: Student in Culver City Unified School District participates in a residency led by a participant of *Arts for All's* Teaching Artist Training Program. Photo: Ed Krieger

